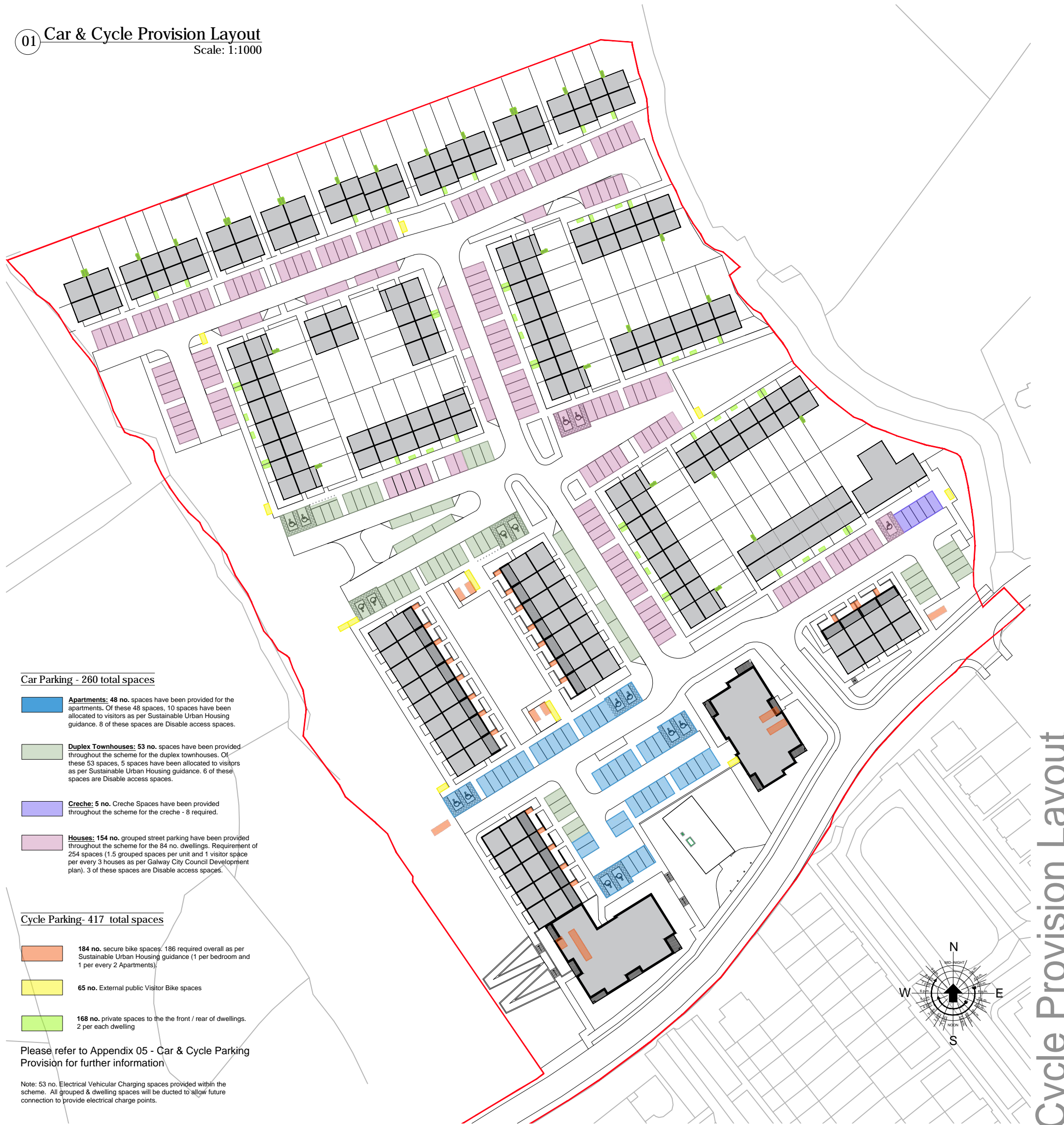


01 Car & Cycle Provision Layout
Scale: 1:1000



Car Parking - 260 total spaces

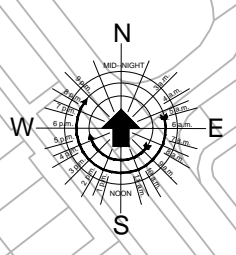
- Apartments: 48 no.** spaces have been provided for the apartments. Of these 48 spaces, 10 spaces have been allocated to visitors as per Sustainable Urban Housing guidance. 8 of these spaces are Disable access spaces.
- Duplex Townhouses: 53 no.** spaces have been provided throughout the scheme for the duplex townhouses. Of these 53 spaces, 5 spaces have been allocated to visitors as per Sustainable Urban Housing guidance. 6 of these spaces are Disable access spaces.
- Creche: 5 no.** Creche Spaces have been provided throughout the scheme for the creche - 8 required.
- Houses: 154 no.** grouped street parking have been provided throughout the scheme for the 84 no. dwellings. Requirement of 254 spaces (1.5 grouped spaces per unit and 1 visitor space per every 3 houses as per Galway City Council Development plan). 3 of these spaces are Disable access spaces.

Cycle Parking- 417 total spaces

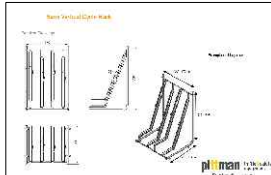

- 184 no.** secure bike spaces. 186 required overall as per Sustainable Urban Housing guidance (1 per bedroom and 1 per every 2 Apartments).
- 65 no.** External public Visitor Bike spaces
- 168 no.** private spaces to the front / rear of dwellings. 2 per each dwelling

Please refer to Appendix 05 - Car & Cycle Parking Provision for further information

Note: 53 no. Electrical Vehicular Charging spaces provided within the scheme. All grouped & dwelling spaces will be ducted to allow future connection to provide electrical charge points.



Car & Cycle Provision Layout

| | | | |
|--|--|---|---|
|  | <p>Provision of Pittman - Semi Vertical Bike rack at 5 locations (136 no. cycle spaces)</p> <ol style="list-style-type: none"> 1. Lower ground floor apartment building 01 2. Lower ground floor apartment building 02 3. Bin / Bicycle Store 01 4. Bin / Bicycle Store 02 5. Bin / Bicycle Store 03 5. Bin / Bicycle Store 04 |  | <p>Provision of 20 no. external public visitor cycle parking located in 1 public space. Pittman - Sheffield Cycle Stand. 1 location (20 no. cycle spaces)</p> <p>Height above ground 900mm width:900mm diameter: 44mm , Approx. weight 7kg.</p> |
|--|--|---|---|

02 Bicycle Parking Stand Types
N.T.S

| No. | Date | Comments | By |
|-----|------|----------|----|
| | | | |
| | | | |
| | | | |
| | | | |
| | | | |
| | | | |
| | | | |
| | | | |
| | | | |
| | | | |

