# 01 Proposed Boundary Treatments

Scale: 1:500 @ A1

## LEGEND

| | |
|---|---|
| | 1450mm brick faced blockwork wall with concrete capping and railing. Brick to public side only, painted nap render on reverse. |
| | 2000mm high plastered blockwork wall with brick face piers (to public side only & render to garden side) with concrete capping |
| | 1800mm high block work wall with piers and pre-cast concrete capping, rendered on both sides. Wall sits atop an unrendered block work retaining wall of varying height. |
| | Brick faced blockwork wall of varying height to front gardens of houses. For further detail refer to drawing numbers 3010 - 3023. |
| | 1800mm concrete H-post and plank wall to rear gardens |
| | 1200mm plastic coated chainlink fence, with shrubbery to development side. This soft boundary will be absorbed as the landscaping matures, protecting and enhancing the habitat behind. |

## 01 Boundary Treatment Legend

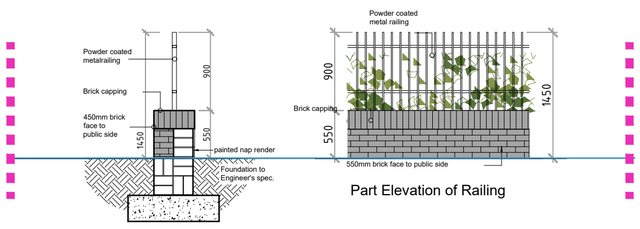


## 02 1450mm brick faced block wall with railing

Scale: 1 : 50

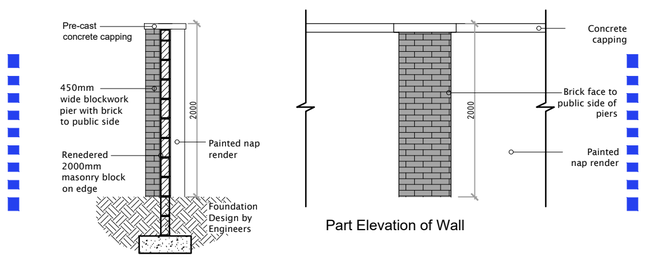


## 03 2000mm rendered block wall, with brick piers (to screen walls)

Scale: 1 : 50

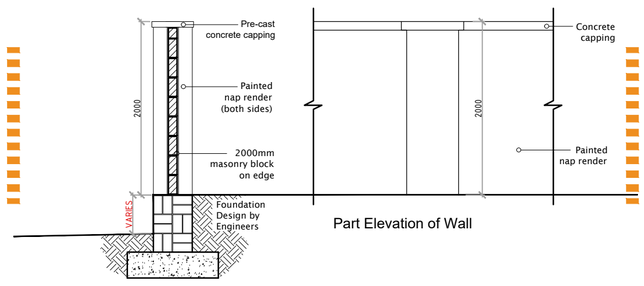


## 04 1800mm block wall, on block retaining wall (to rear gardens & north & east boundary)

Scale: 1 : 50

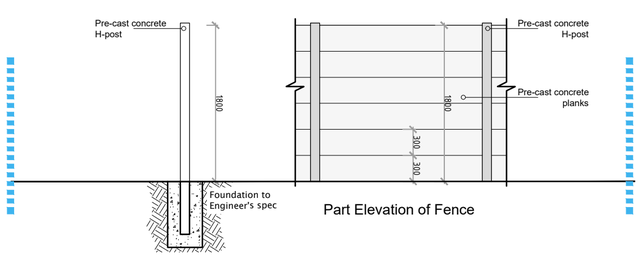


## 05 1800mm concrete post and panel wall (to rear gardens)

Scale: 1 : 50

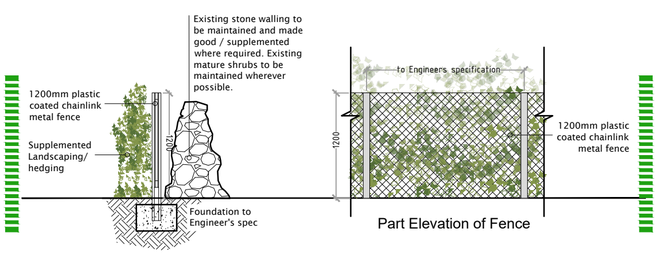


## 06 1800mm concrete post and panel wall (to rear gardens)

Scale: 1 : 50

# BOUNDARY TREATMENTS PLAN


CONDITIONS OF USE OF THIS DRAWING: 1. The use of or reliance upon this drawing shall be deemed to be acceptance of these conditions of use unless otherwise agreed in writing, such written agreement to be sought from and issued by the Architects prior to the use or reliance upon this drawing. 2. O'Neill O'Malley Ltd., their agents, Architects, employees or directors shall not be liable for any loss damage or injury consequential or otherwise, howsoever caused for failure to comply with any or all of these conditions. 3. This drawing, the design and contents contained herein are copyright, all rights reserved. No part hereof may be copied or reproduced partially or wholly in any form whatsoever without the prior written consent of the copyright owners O'Neill O'Malley Ltd. 4. The client is granted a copyright licence to use this drawing and its contents for the purpose of which the drawing has been prepared. If this drawing has been produced for construction purposes the licence will only be valid for a single three dimensional reproduction and shall expire once a single reproduction has occurred. Such a licence only passes to the Client on payment of Architects fees in full and in any event the licence cannot be assigned without the prior written consent of O'Neill O'Malley Ltd. 5. Do not scale off this drawing. Figured metric dimensions only should be taken off this drawing. Imperial dimensions, if any, contained on this drawing are given for illustration purposes only. 6. This drawing is to be relied upon only for the purposes for which it was prepared. This drawing is not to be relied upon for construction purposes and no implied or expressed warranty is given as to the suitability for construction purposes unless the drawing is stated to be for construction purposes. 7. All contractors, whether main or sub-contractors, must visit the site and are responsible for taking and checking any and all dimensions and levels that relate to the works. 8. Where this drawing contains discrepancies in relation to other relevant documents, such discrepancies shall be brought to the attention of the Architects who shall issue a written instruction as to which information is to be followed, and until such Architects instruction has been issued any work carried out on foot of the discrepancies shall be unauthorised. 9. References to National standards, whether to Irish (IS) British (BS) or otherwise, or codes of practice (CP) shall be deemed to refer to the relevant standard or code current at the date of issue of the drawing not withstanding any reference to the contrary or to any earlier standard. 10. Any reference to the "Architect" or "Architects" on this or any other relevant document shall be construed to apply to a director of O'Neill O'Malley Ltd. who has been nominated as the partner-in-charge or to the nominated project Architect but only while such Architect remains in the employment of O'Neill O'Malley Ltd. 11. Any questions as to the meaning or application of these conditions shall be submitted in writing to the Architect for his ruling and such a ruling shall be conclusive as to the meaning or application of these conditions. 12. All information shown relating to existing structure and construction detail is preliminary and subject to 'opening up' and confirmation by the contractor. Any discrepancies are to be referred to the Architect. 13. Proprietary items shall be fixed in strict accordance with manufacturers instructions. 14. Sizes of proprietary items shall be checked with manufacturer and checked for compliance with design detail. 15. Contractor is responsible for procuring any proprietary items required/specified with due attention to 'lead-in' times ensuring compliance with programme dates.


| No. | Date | Comments | By |
|---|---|---|---|
| | | | |

REVISIONS

| Scale: | Drawing Purpose: |
|---|---|
| 1:500, 1:50 | SHD Application |

Project: Residential development at Bothar an Choiste, Castlegar, Galway

Client: Lock House Developments LTD

Date: July 2022 Drawn by: IF Checked by: JON

Paper size: A1 CTB file: 3.09 LTScale:

| File Ref. | Subject: | Project No. | Drawing No. | Rev. |
|---|---|---|---|---|
| 3.09 | Boundary Treatment Plan & Details | 18151 | 3075 | - |

RIAI Registered Architect 2022 | Architect Accredited in Conservation G3 | PECP Accreditation P


O'NEILL O'MALLEY ARCHITECTURE

Barracks Yard, James St. Westport, Co. Mayo. F28 K798

Unit 2 , Galway Technology Park, Parkmore, Galway, H91 EPW0

T: +353(0 )91 771033 E: info@onom.ie