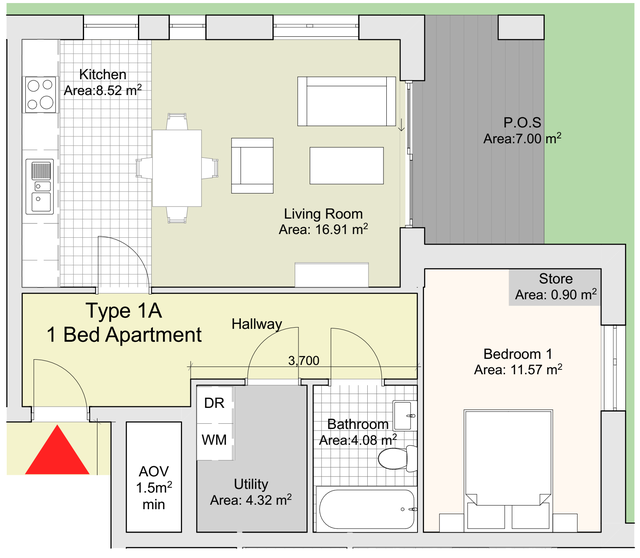

01 Apartment Type 1A 1:50

Apartment Type 1A	
Room Name	Area
Bathroom	4.08
Bedroom 1	11.57
Kitchen	8.52
Living Room	16.91
P.O.S	7.00
Store	0.90
Utility	4.32

Gross Floor Area: 57.87 m²
Combined Storage: 5.22 m²

Part V - Allocation
Lower ground floor

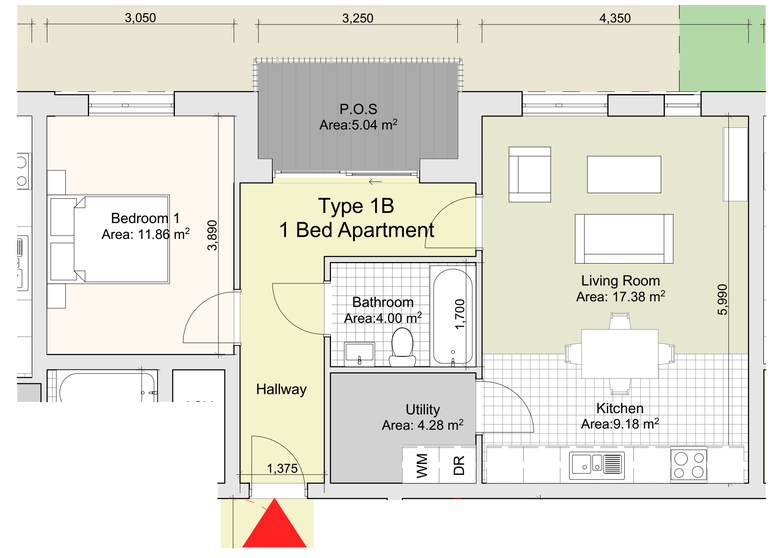

02 Apartment Type 1B 1:50

01 Apartment Type 1B	
Room Name	Area
Bathroom	4.00
Bedroom 1	11.86
Kitchen	9.18
Living Room	17.38
Utility	4.28

Gross Floor Area: 56.37 m²
Combined Storage: 4.28 m²

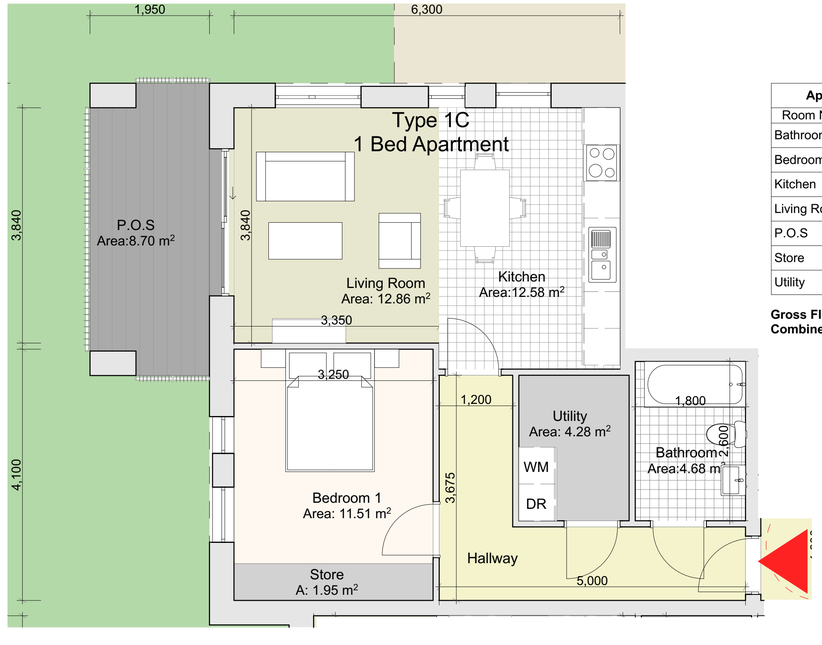

03 Apartment Type 1C 1:50

Apartment Type 1C	
Room Name	Area
Bathroom	4.68
Bedroom 1	11.51
Kitchen	12.58
Living Room	12.86
P.O.S	8.70
Store	1.95
Utility	4.28

Gross Floor Area: 56.33 m²
Combined Storage: 6.23 m²

CONDITIONS OF USE OF THIS DRAWING: Hence upon this drawing shall be deemed to be acceptance of these conditions of use unless otherwise agreed in writing. Such written agreement to be sought from and issued by the Architect/Author to the use or reliance upon this drawing. © O'Neill O'Malley Ltd., their agents, Architects, employees or directors shall not be liable for any loss damage or injury consequential or otherwise, howsoever caused for failure to comply with any or all of these conditions. © this drawing, the design and contents contained herein are copyright. all rights reserved. No part hereof may be copied or reproduced partially or wholly in any form whatsoever without the prior written consent of the copyright owners O'Neill O'Malley Ltd. © the contents of this drawing are protected by the Intellectual Property Act 2000 and Industrial Design Act. No part hereof may be copied or reproduced in any form whatsoever and shall in no circumstances be used for any purpose other than that for which it was originally intended. © O'Neill O'Malley Ltd. © a single reproduction has been made fully paid for the client on payment of Architect's fees in full and in any event the licence cannot be assigned without the prior written consent of O'Neill O'Malley Ltd. © do not scale off this drawing. Figured dimensions only should be taken off this drawing. Material dimensions, if not contained on this drawing are given for illustration purposes only. © this drawing is to be relied upon only for the purposes for which it was prepared. This drawing is not to be relied upon for construction purposes and no implied or expressed warranty is given as to the suitability for construction purposes unless the drawing is stated to be for construction purposes. © all contractors, whether main or sub contractors, must visit the site and are responsible for taking and checking any and all dimensions and levels that relate to the works. © where this drawing contains discrepancies in relation to other relevant documents, such discrepancies shall be brought to the attention of the Architect's who shall issue written instruction as to which dimension is to be followed and which work Architects advise has been based any work carried out that is in the discrepancies shall be questioned. © adherence to National standards, whether it is the NSS, British BS5 or otherwise, is a code of practice BS1 shall be deemed to refer to the relevant industrial code current at the date of issue of the drawing not withstanding any reference to the contrary or to any earlier standard. © any reference to the "Architect" or "Architects" on this or any other relevant document shall be construed to apply to a director of O'Neill O'Malley Ltd who has been nominated as the partner-in-charge or to the nominated project Architect but only while such Architect remains in the employment of O'Neill O'Malley Ltd. © any questions as to the meaning or application of these conditions shall be submitted in writing to the Architect for his ruling and such ruling shall be conclusive as to the meaning or application of these conditions. © all information shown relating to existing structure and construction detail is preliminary and subject to opening up and confirmation by the contractor. Any discrepancies are to be referred to the Architect. © Proprietary items shall be fixed in strict accordance with manufacturers instructions. © sizes of proprietary items shall be checked with manufacturer and checked for compliance with design detail. © contractor is responsible for procuring any proprietary items required/specified with due attention to lead-in times ensuring compliance with project dates.

No.	Date	Comments	By

REVISIONS

No.	Date	Comments	By

REVISIONS

Scale: 1:50
Drawing Purpose: SHD Application
Project: Residential Development at Bothar an Choiste, Castlegar, Co.Galway
Client: Lock House Developments LTD.
Date: MAY 2022
Drawn by: IF
Checked by: JON
Paper size: CTB file: LTScale:
File path:

File Ref. 3.09
Subject: One Bed Apartment Types
Project No. 18151
Drawing No. 3042
Rev. -

O'NEILL O'MALLEY ARCHITECTURE
Block 2,
Galway Technology Park,
Parkmore, Galway,
Republic of Ireland
T: +353 (0)91 771033
E: info@onom.ie
W: onom.ie