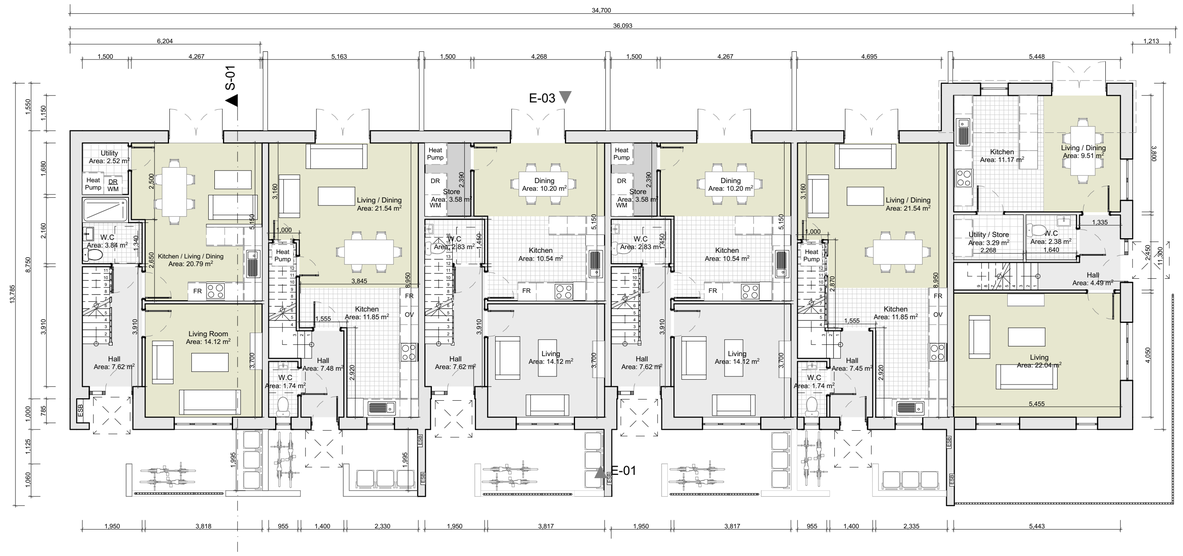

1 - Ground Floor Plan 1:100

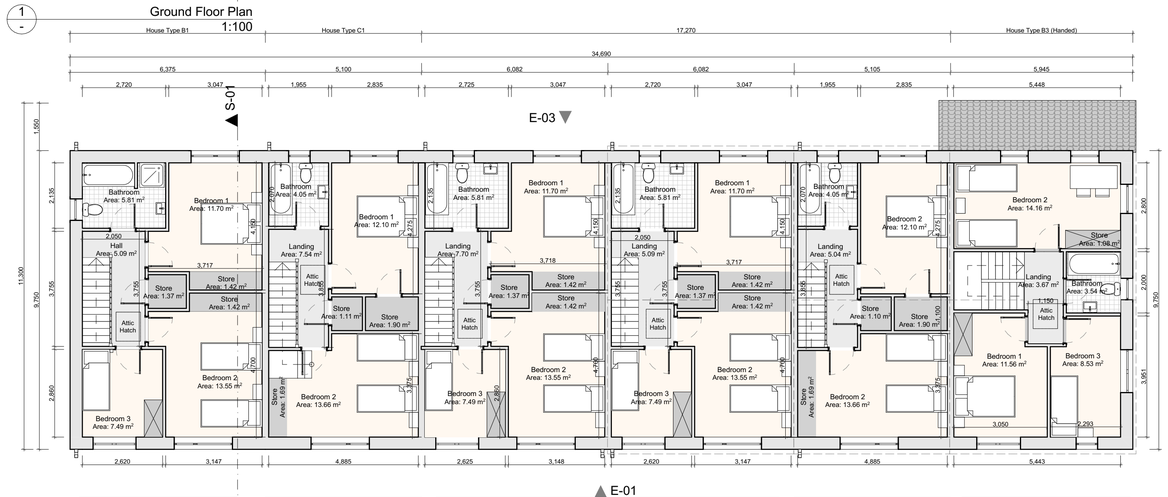

TYPE 'B1'	TYPE 'C1'	TYPE 'B2'	TYPE 'B2'	TYPE 'C1'	TYPE 'B3 (Handed)'
3 bed Corner Terrace	2 bed Mid Terrace	3 bed Mid Terrace	3 bed Mid Terrace	2 bed Mid Terrace	3 bed Corner Terrace
Ground Floor AREA: 50.46 sqm	Ground Floor AREA: 43.77 sqm	Ground Floor AREA: 50.46 sqm	Ground Floor AREA: 50.46 sqm	Ground Floor AREA: 43.77 sqm	Ground Floor AREA: 57.1 sqm
First Floor AREA:52.51 sqm	First Floor AREA:43.77 sqm	First Floor AREA:52.51 sqm	First Floor AREA:52.51 sqm	First Floor AREA:43.77 sqm	First Floor AREA:48.7 sqm
(excl. Stairwell 49.9 sqm)	(excl. Stairwell 41.28sqm)	(excl. Stairwell 49.9sqm)	(excl. Stairwell 49.9sqm)	(excl. Stairwell 41.28sqm)	(excl. Stairwell 44.4 sqm)
O/all Area: 102.97 sqm	O/all Area: 87.54 sqm	O/all Area: 102.9 sqm	O/all Area: 102.9 sqm	O/all Area: 87.54 sqm	O/all Area: 105.8 sqm
O/all Area: 100.36 sqm	O/all Area: 85.05 sqm	O/all Area: 100.3 sqm	O/all Area: 100.3 sqm	O/all Area: 85.05 sqm	O/all Area: 101.6 sqm
(Excl. Stairwell to 1st floor)	(Excl. Stairwell to 1st floor)	(Excl. Stairwell to 1st floor)	(Excl. Stairwell to 1st floor)	(Excl. Stairwell to 1st floor)	(Excl. Stairwell to 1st floor)

2 - First Floor Plan 1:100

7 - Rear Elevation 1:100

5 - Section 01-01 1:100

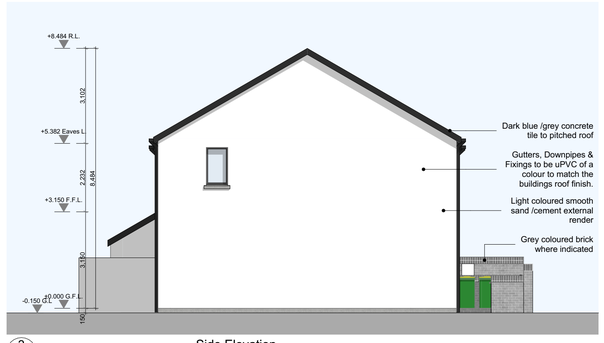

3 - Side Elevation 1:100

1. Grey / Brindle selected brick
2. Dark coloured uPVC/ powdercoated metal rainwater goods
3. Dark coloured uPVC/ timber frame/ Aluclad window frames
4. Dark Blue/ grey flat concrete tile / Slate
5. Light coloured external nap render

MATERIAL PALETTE

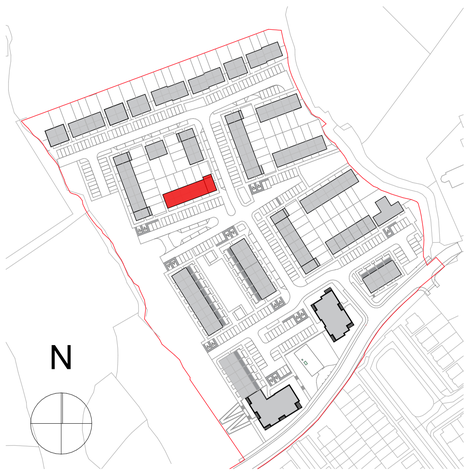

KEY PLAN N.T.S

4 - Side Elevation 1:100

3 - Front Elevation 1:100

ORIENTATION

REFER TO ARCHITECT'S SITE LAYOUT PLAN 3004 FOR FINISHED FLOOR LEVELS & NORTH ORIENTATIONS.

THIS DRAWING TO BE READ IN CONJUNCTION WITH ARCHITECT'S DRAWINGS, CONSULTANT ENGINEER'S DRAWINGS AND SPECIFICATIONS.

TERRACE 09

CONDITIONS OF USE OF THIS DRAWING: 1. Unless agreed in writing, such written agreement to be sought from and issued by the Architects prior to the use or reliance upon this drawing. 2. O'Neill O'Malley Ltd. nor their agents, employees, servants, agents or sub-contractors shall not be liable for any consequential or otherwise, howsoever caused for failure to comply with any or all of these conditions. 3. This drawing, the design and contents contained herein are copyright, all rights reserved. No part hereof may be copied or reproduced partially or wholly in any form whatsoever without the prior written consent of the copyright owners O'Neill O'Malley Ltd. 4. The client is granted a copyright licence to use this drawing and its contents for the purpose of which the drawing has been prepared. If this drawing has been produced for construction purposes the licence will only be valid for a single three dimensional reproduction and shall expire once a single reproduction has occurred. Such a licence only passes to the Client on payment of Architects fees in full and in any event the licence cannot be assigned without the prior written consent of O'Neill O'Malley Ltd. 5. Do not scale off this drawing. Figured metric dimensions only should be taken off this drawing. Imperial dimensions, if any, contained on this drawing are given for illustration purposes only. 6. This drawing is to be read upon only for the purposes for which it was prepared. This drawing is not to be relied upon for construction purposes and no implied or expressed warranty is given as to the suitability for construction purposes unless the drawing is stated to be for construction purposes. 7. All contractors, whether main or sub-contractors, must visit the site and are responsible for taking and checking all relevant dimensions and levels that relate to the works. 8. Where this drawing contains discrepancies in relation to other relevant documents, such discrepancies shall be brought to the attention of the Architects who shall issue a written instruction as to which information is to be followed, and until such Architects instruction has been issued any work carried out on foot of the discrepancies shall be unauthorised. 9. References to National standards, whether to Irish (SI) British (BS) or otherwise, or codes of practice (CP) shall be deemed to refer to the relevant standard or code current at the date of issue of the drawing not withstanding any reference to the contrary or to any earlier standard. 10. Any reference to the "Architect" or "Architects" on this or any other relevant document shall be construed to apply to a director of O'Neill O'Malley Ltd. who has been nominated as the partner in charge or to the nominated project Architect but only while such Architect remains in the employment of O'Neill O'Malley Ltd. 11. Any questions as to the meaning or application of these conditions shall be submitted in writing to the Architect for including and such a ruling shall be binding as to the meaning or application of these conditions. 12. All information shown relating to existing structure and construction detail is preliminary and subject to opening up and confirmation by the contractor. Any discrepancies are to be referred to the Architect. 13. Proprietary items shall be fixed in strict accordance with manufacturers instructions. 14. Sizes of proprietary items shall be checked with manufacturer and checked for compliance with design detail. 15. Contractor is responsible for procuring any proprietary items required/specified with due attention to lead-in times ensuring compliance with programme dates.

No.	Date	Comments	By

REVISIONS

No.	Date	Comments	By

REVISIONS

Scale: 1:100
Drawing Purpose: SHD Application
Project: Residential Development at Bothar an Choiste, Castlegar, Galway
Client: Lockhouse Developments LTD
Date: August 2022
Drawn by: IF
Checked by: JON
Paper size: CTB file: LTScale:
File path:

File Ref.	Subject:	Project No.	Drawing No.	Rev.
3.09	Terrace 09 - Floor plans, Elevations & Section	18151	3031	

O'Neill | O'Malley Ltd.
Architecture + Project Management
Block 2, Galway Technology Park, Parkmore, Galway. Republic of Ireland
T: +353 (0)91 771033
E: info@onom.ie
W: onom.ie